

NWMLS Market Snapshot

JULY 2021



NWMLS JULY 2021 CLOSED SALES



The median closed price for residential homes & condos increased

21.4% ↑

from July 2020

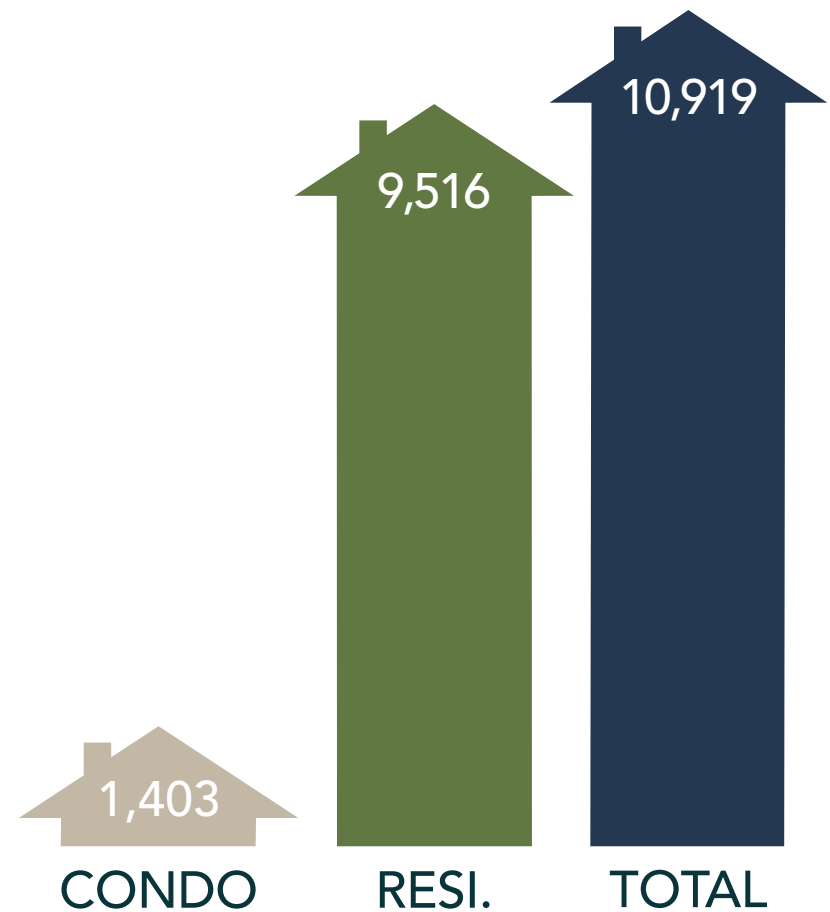
NWMLS JULY 2021 CLOSED SALES




NWMLS brokers sold

10,919

residential homes
& condos in total
in July 2021



NWMLS JULY 2021 CLOSED SALES



↑
+36.8%
from July
2020



The total dollar value of closed sales for residential homes in July 2021 was

\$7.25 Billion

and was

\$705 Million

for condominiums



\$7.95 Billion
in Closed Sales
(Residential & Condo)


NWMLS JULY 2021 NEW CONSTRUCTION



NWMLS brokers sold

1,015

new construction
residential homes & condos
in July 2021



\$676,887


Median Sales Price
in July 2021

Increase of

14.2% ↑

compared to sales prices
in July 2020

NWMLS JULY 2021 AVAILABLE INVENTORY



At the current rate of sales,
it would take

0.73 months

to sell every home that is active
in the NWMLS inventory

Months of Inventory

A balanced market is considered to
be 4 to 6 months by most
industry experts

Decrease of

30.2% ↓

from July 2020

NWMLS JULY 2021 AVAILABLE INVENTORY



There were

7,948

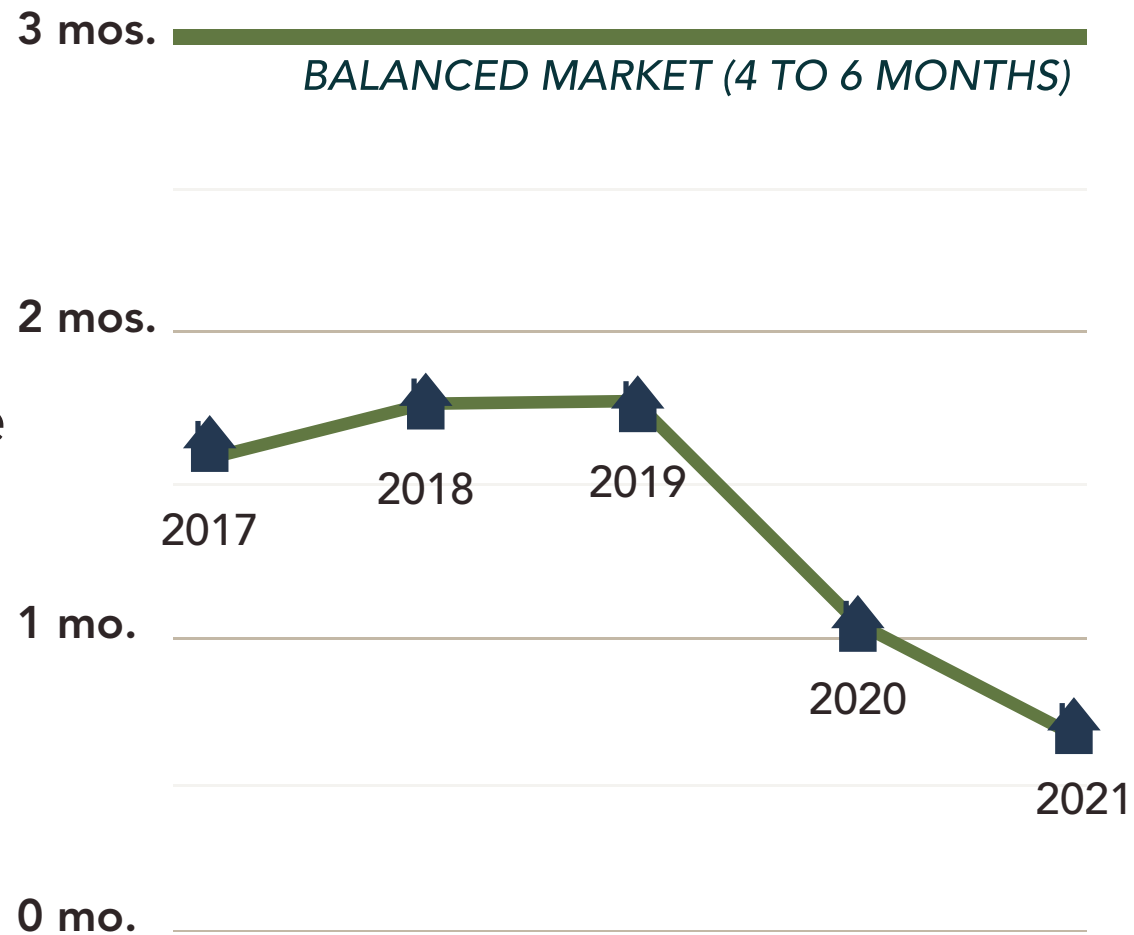
active listings in the database
in July 2021

Decrease of

22.5% ↓

from July 2020

Months of Inventory



NWMLS JULY 2021 NEW LISTINGS



There were

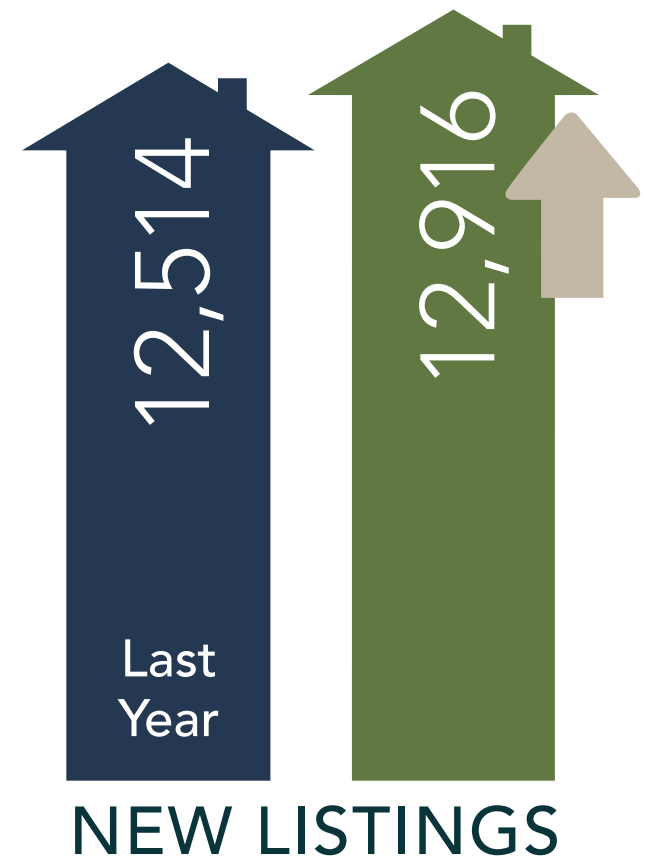
12,916

new listings added
to the database in July 2021

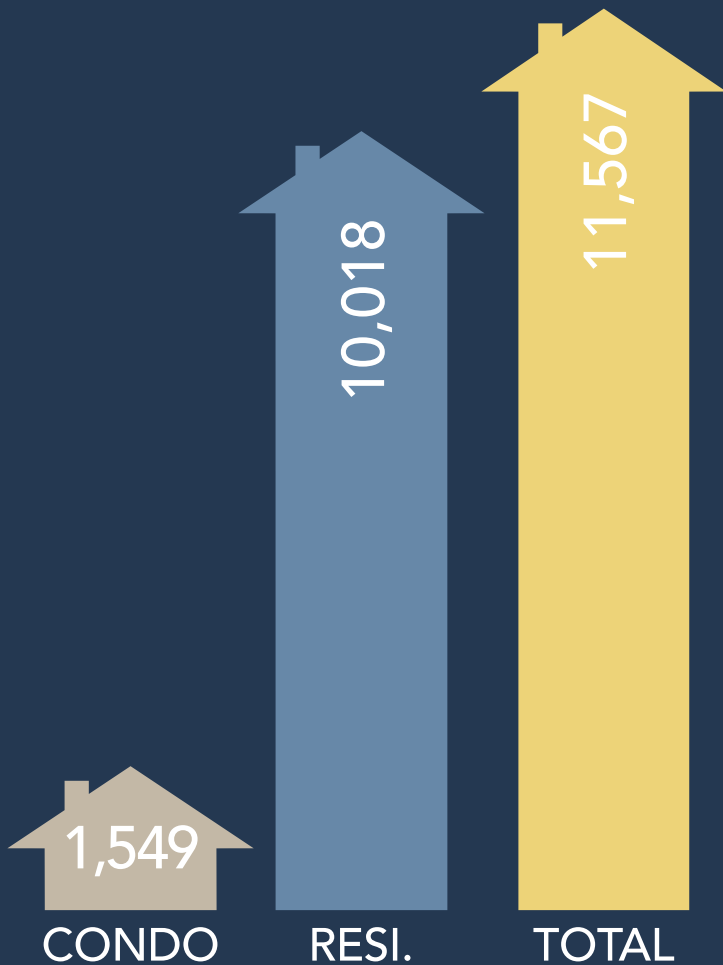
Increase of

3.2% ↑

listings from July 2020



NWMLS JULY 2021 PENDING SALES



There were

11,567

total residential units & condo units
under contract in July 2021

NWMLS JULY 2021 MEMBERSHIP



There were

33,358

total NWMLS
members & subscribers
in July 2021

Increase of

11.2%

from July 2020



There were

2,590

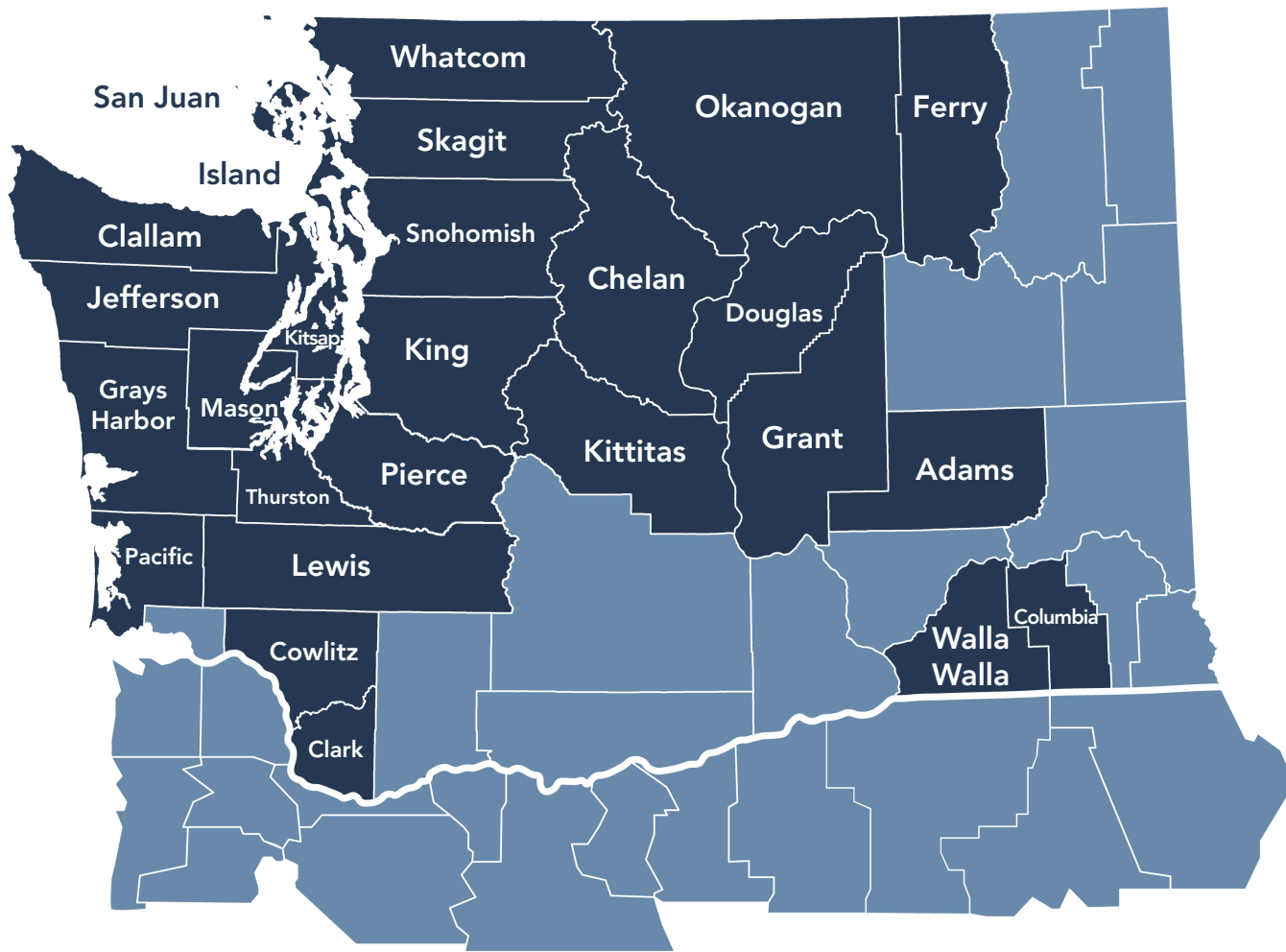
total member offices
in July 2021

Increase of

6.1%

from July 2020





This infographic includes information from 26 counties in NWMLS's service area.

Statistical information includes all single family homes and condominiums listed by NWMLS member firms in 26 counties in Washington State. Additional data and statistics are available to NWMLS members and subscribers on www.nwmls.com.

Copyright © 2021 - Northwest Multiple Listing Service.
Unaltered infographics can be shared and redistributed.
ALL RIGHTS RESERVED.

